

TECHNICAL FILE

T6.420TE.01

WALL MOUNTED THERMOSTATIC TEMPERATURE CONTROL,
EXTERNAL PART

TECHNICAL FEATURES

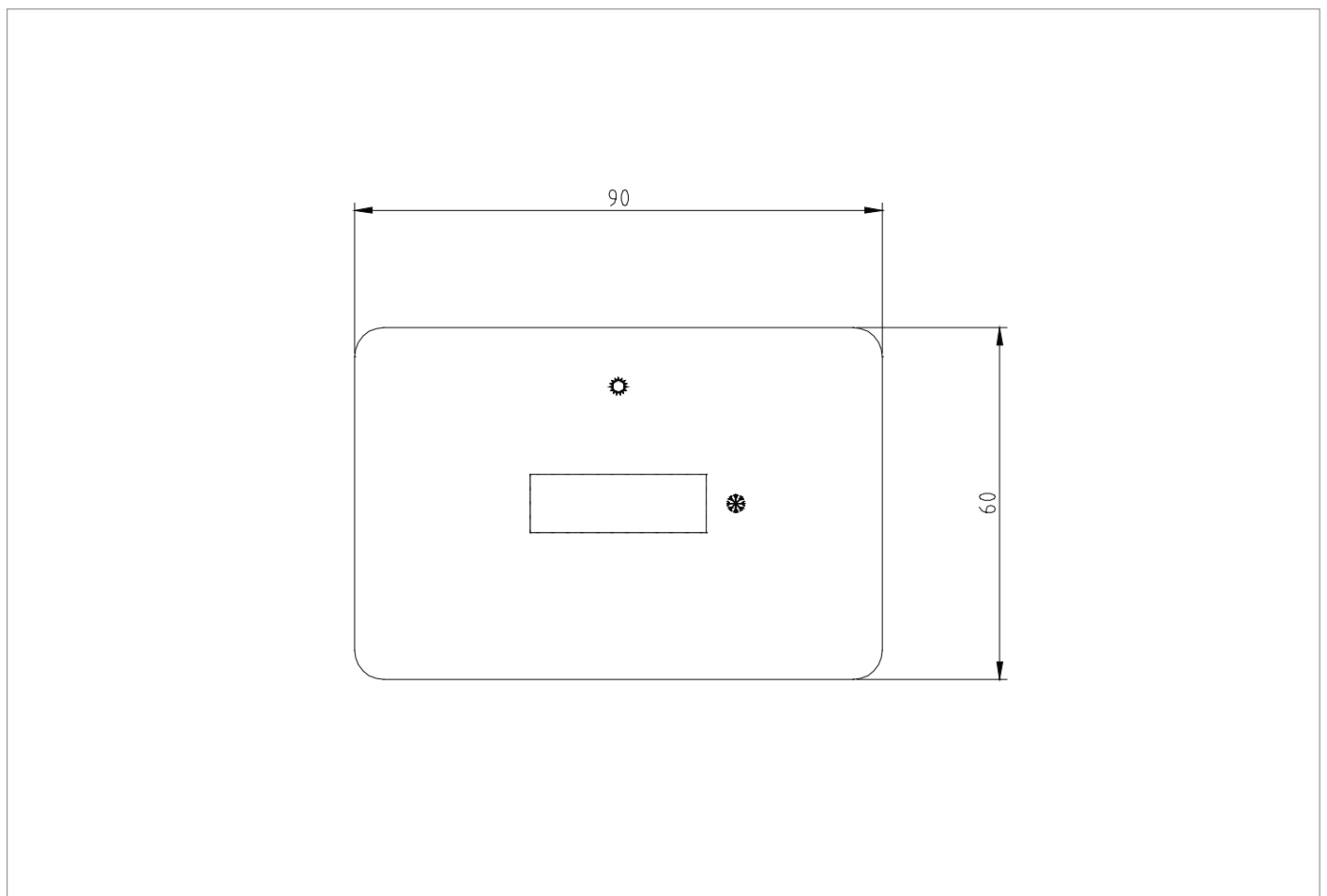
- CHROMED BRASS
- STOP AT 330°
- TEMPERATURE RANGE FROM - MIN. 5° TO MÁX. 70°
- RECOMMENDED TEMPERATURE - 50°
- PRESSURE RANGE - 0.1 TO 5 BAR
- RECOMMENDED PRESSURE 1 TO 5 BAR

FLOW CHART

AT:

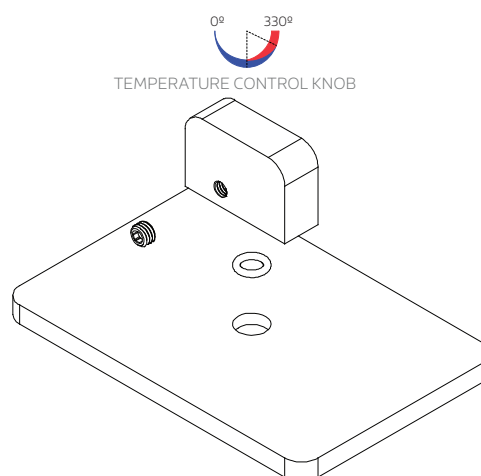
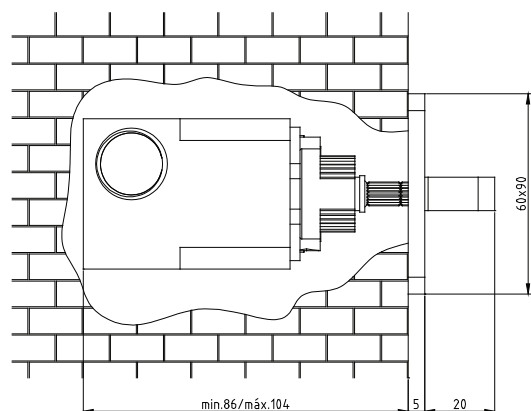
- 1 BAR - 13.9 LT/MIN.
- 1.5 BAR - 18 LT/MIN.
- 2 BAR - 21 LT/MIN.
- 3 BAR - 24 LT/MIN.
- 4 BAR - 28 LT/MIN.

TECHNICAL DRAWING (MEASUREMENTS IN MM)



ASSEMBLY INSTRUCTIONS

FOR ASSEMBLY FOLLOW THE INDICATION OF THE DRAWING



INSTALLATION RECOMENDATIONS

BEFORE INSTALLING A TAP, IT IS GOOD TO RINSE THE SUPPLY PIPES TO REMOVE ALL RESIDUES. WE ALSO RECOMMEND INSTALLING THE TAPS WITH A FILTER. THE INSTALLATION OF THE TAP MUST BE DONE WITH THE SURFACE CLEAN AND DRY. TO PERFORM THE WATER PRESSURE TEST, THE TAPS MUST BE OPEN.

CLEANING AND MAINTENANCE

CLEANING MUST BE DONE WITH LIQUID SOAP AND WATER. DO NOT USE LIQUID DETERGENTS CONTAINING ABRASIVE OR ACIDIC SUBSTANCES, ABRASIVE SPONGES OR DISINFECTANTS. THE ABOVE PRODUCTS ALSO CANNOT BE USED IN THE CLEANING OF SANITARY WARE NEAR THE TAPS. INCORRECT CLEANING MAY PERMANENTLY RUIN THE SURFACE OF TAPS, THUS ANNULLING THE VALIDITY OF THE WATER EVOLUTION WARRANTY.